



(1)(a) STATEMENT SHOWING SHAREHOLDING PATTERN IN CLAUSE-35

NAME OF THE COMPANY:SESA GOA LIMITED		Name of the Scrip:	
SCRIP CODE:	500295		
Class of Security:			
QUARTER ENDED:	03/31/2013		
		As a % of total no. of partly paid-up shares	As a % of total no. of shares of the Company.
Partly paid-up shares			
Held by promoter/promoter group	0	0	0
Held by Public	0	0	0
Total:	0	0	0
		As a % of total no. of outstanding convertible securities.	As a % of total no. of shares of the Company assuming full conversion of the convertible securities
Outstanding convertible securities:			
Held by promoter/promoter group	0	0	0
Held by Public	0	0	0
Total:	0	0	0
		As a % of total no. of warrants	As a % of total no. of shares of the Company, assuming full conversion of warrants
Warrants:			
Held by promoter/promoter group	0	0	0
Held by Public	0	0	0
Total:	0	0	0
Total paid-up capital of the Company, assuming full conversion of warrants and convertible securities	869101423	0	100.00



CATEGORY CODE	CATEGORY OF SHAREHOLDER	NO OF SHAREHOLDERS (III)	TOTAL NUMBER OF SHARES (IV)	NO OF SHARES HELD IN DEMATERIALIZED FORM (V)	TOTAL SHAREHOLDING AS A % OF TOTAL NO OF SHARES		SHARES PLEDGE OR OTHERWISE ENCUMBERED	
					AS a PERCENTAGE of (A+B) (VI)	As a PERCENTAGE of (A+B+C) (VII)		
(I)	(II)	(III)	(IV)	(V)	(VI)	(VII)	(VIII)	(IX)=(VIII)/(IV)*100
(A)	PROMOTER AND PROMOTER GROUP							
(1)	INDIAN							
(a)	Individual /HUF	0	0	0	0.00	0.00	0	0.00
(b)	Central Government/State Government(s)	0	0	0	0.00	0.00	0	0.00
(c)	Bodies Corporate	0	0	0	0.00	0.00	0	0.00
(d)	Financial Institutions / Banks	0	0	0	0.00	0.00	0	0.00
(e)	Others	0	0	0	0.00	0.00	0	0.00
	Sub-Total A(1) :	0	0	0	0.00	0.00	0	0.00
(2)	FOREIGN							
(a)	Individuals (NRIs/Foreign Individuals)	0	0	0	0.00	0.00	0	0.00
(b)	Bodies Corporate	3	479113619	479113619	55.13	55.13	0	0.00
(c)	Institutions	0	0	0	0.00	0.00	0	0.00
(d)	Qualified Foreign Investor	0	0	0	0.00	0.00	0	0.00
(e)	Others	0	0	0	0.00	0.00	0	0.00
	Sub-Total A(2) :	3	479113619	479113619	55.13	55.13	0	0.00
	Total A=A(1)+A(2)	3	479113619	479113619	55.13	55.13	0	0.00
(B)	PUBLIC SHAREHOLDING							
(1)	INSTITUTIONS							
(a)	Mutual Funds /UTI	41	2251859	2247779	0.26	0.26		
(b)	Financial Institutions /Banks	55	15284768	15256048	1.76	1.76		
(c)	Central Government / State Government(s)	0	0	0	0.00	0.00		
(d)	Venture Capital Funds	0	0	0	0.00	0.00		
(e)	Insurance Companies	5	19348543	19244543	2.23	2.23		
(f)	Foreign Institutional Investors	309	236632096	236623296	27.23	27.23		
(g)	Foreign Venture Capital Investors	0	0	0	0.00	0.00		
(h)	Qualified Foreign Investor	0	0	0	0.00	0.00		
(i)	Others	0	0	0	0.00	0.00		
	Sub-Total B(1) :	410	273517266	273371666	31.47	31.47		31.47




CATEGORY CODE	CATEGORY OF SHAREHOLDER	NO OF SHAREHOLDERS (III)	TOTAL NUMBER OF SHARES (IV)	NO OF SHARES HELD IN DEMATERIALIZED FORM (V)	TOTAL SHAREHOLDING AS A % OF TOTAL NO OF SHARES		SHARES PLEDGE OR OTHERWISE ENCUMBERED
					AS a PERCENTAGE of (A+B) (VI)	As a PERCENTAGE of (A+B+C) (VII)	
(I)	(II)	(III)	(IV)	(V)	(VI)	(VII)	(IX)= (VIII)/(IV)*100
(2)	NON-INSTITUTIONS						
(a)	Bodies Corporate	2023	11966235	10710431	1.38	1.38	
(b)	Individuals						
	(i) Individuals holding nominal share capital upto Rs.1 lakh	245994	96436747	77862828	11.10	11.10	
	(ii) Individuals holding nominal share capital in excess of Rs.1 lakh	17	4765831	4765831	0.55	0.55	
(c)	Others						
	FOREIGN BODIES	2	7794	7794	0.00	0.00	
	DIRECTORS	2	3340	3340	0.00	0.00	
	NON RESIDENT INDIANS	3190	1967782	1900338	0.23	0.23	
	CLEARING MEMBERS	235	694378	694378	0.08	0.08	
	TRUSTS	19	628431	626351	0.07	0.07	
(d)	Qualified Foreign Investor	0	0	0	0.00	0.00	
	Sub-Total B(2) :	251482	116470538	96571291	13.40	13.40	
	Total B=B(1)+B(2) :	251892	389987804	369942957	44.87	44.87	
	Total (A+B) :	251895	869101423	849056576	100.00	100.00	
(C)	Shares held by custodians, against which Depository Receipts have been issued						
(1)	Promoter and Promoter Group						
(2)	Public	0	0	0	0.00	0.00	
	GRAND TOTAL (A+B+C) :	251895	869101423	849056576	100.00	0	0.00

SESA GOA LIMITED

C. D. CHITNIS

Statement showing holding of securities (including shares, warrants, convertible securities) of persons belonging to the category "Promoter and Promoter Group"												
Sr.No	Name of the Shareholder	Details of Shares held			Encumbered shares (*)			Details of Warrants		Details of convertible securities		Total Shares (including underlying shares assuming full conversion of warrants and convertible securities) as a % of diluted share capital
		No. of Shares held (III)	As a % of grand total (A)+(B)+(C) (IV)	Pledge Shares (V)	AS a percentage (VI)=(V)/(III)*100 (VII)	AS a % of grand total (A) + (B) + (C) of sub-clause (I)(a) (VIII)	Number of warrants held (VII)	As a % total number of warrants of the same class (IX)	Number of convertible securities held (X)	As a % total number of convertible securities of the same class (XI)		
(I)	(II)											(XII)
1	FINSIDER INTERNATIONAL COMPANY LIMITED	401496480	46.20	0	0.00	0.00	0	0.00	0	0.00	0	46.20
2	WESTGLOBE LIMITED	44343139	5.10	0	0.00	0.00	0	0.00	0	0.00	0	5.10
3	TWINSTAR HOLDINGS LIMITED	33274000	3.83	0	0.00	0.00	0	0.00	0	0.00	0	3.83
	TOTAL :	479113619	55.13	0	0.00	0.00	0	0.00	0	0.00	0	55.13



(1)(c)(i) Statement showing holding of securities (including shares, warrants, convertible securities) of persons belonging to the category "Public" and holding more than 1% of the total number of shares										
Sr. No.	Name of the shareholder	Number of shares held	Shares as a percentage of total number of shares (i.e., Grant total (A)+(B)+(C) indicated in Statement at para (i)(a) above)	Details of warrants			Details of convertible securities			Total shares (including underlying shares assuming full conversion of warrants and convertible securities) as a % of diluted share capital)
				Number of warrants held	As a % total number of warrants of the same class	Number of convertible securities held	% w.r.t total number of convertible securities of the same class	Number of convertible securities held	% w.r.t total number of convertible securities of the same class	
1	FRANKLIN TEMPLETON INVESTMENT FUNDS	85073669	9.79	0	0.00	0	0.00	0	0.00	9.79
2	TEMPLETON EMERGING MARKETS INVESTMENT TRUST PLC	20990989	2.42	0	0.00	0	0.00	0	0.00	2.42
3	STICHTING PENSIOENFONDS ABP	10919831	1.26	0	0.00	0	0.00	0	0.00	1.26
	TOTAL :	116984489	13.46	0	0.00	0	0.00	0	0.00	13.46




Sr. No.	(i)(c)(ii) Statement showing holding of securities (including shares, warrants, convertible securities) of persons (together with PAC) belonging to the category "Public" and holding more than 5% of the total number of shares of the compar	Name(s) of the shareholder(s) and the Persons Acting in Concert (PAC) with them	Number of shares held	Shares as a percentage of total number of shares (i.e., Grant total (A)+(B)+(C) indicated in Statement at para (i)(a))	Details of warrants		Details of convertible securities		Total shares (including underlying shares assuming full conversion of warrants and convertible securities) as a % of diluted share capital)
					Number of warrants held	As a % total number of warrants of the same class	Number of convertible securities held	% w.r.t total number of convertible securities of the same class	
1		FRANKLIN TEMPLETON INVESTMENT FUNDS	85073669	9.79	0	0.00	0	0.00	0.00
		TOTAL :	85073669	9.79	0	0.00	0	0.00	0.00



STATEMENT SHOWING DETAILS OF LOCKED-IN SHARES"			
(i)(d)			
Sr.No.	Name of the shareholder	Number of locked-in shares	Locked-in shares as a (%) percentage of total number of shares (i.e. Grand Total shares (A)+(B)+(C) Indicated in Statement at para (i)(a) above}
			Promoter/Promoter Group/Public
TOTAL :		0	0



STATEMENT SHOWING DETAILS OF DEPOSITORY RECEIPTS (DRs)			
(ii)(a)			
Sr.No.	Type of outstanding DR (ADRs,GDRs,SDRs,etc.)	Number of outstanding DRs	Number of shares underlying outstanding DRs
		0	0
TOTAL :		0	0
			Shares underlying outstanding DRs as a percentage of total number of shares (i.e., Grand Total (A)+(B)+(C) indicated in Statement at Para(i)(a) above}



(II)(b)	Statement showing Holding of Depository Receipts (DRs), where underlying shares held by "Promoter/Promoter group" are in excess of 1% of the total number shares.			
Sr.No.	Name of the DR Holder	Type of outstanding DR (ADRs,GDRs,SDRs, etc.)	Number of shares underlying outstanding DRs	Shares underlying outstanding DRs as a percentage of total number of shares (i.e., Grand Total (A)+(B)+(C) indicated in Statement at para(I)(a) above }
			0	0
	TOTAL :		0	0

